

ANNUAL GENEREAL MEETING IN ELKEM ASA

27 APRIL 2022 AT 09:00 (CET)

GUIDE FOR ONLINE PARTICIPATION

Elkem ASA will hold its annual general meeting as a digital meeting, where the shareholders get the opportunity to participate online via their smartphone, tablet or PC. Below is a description of how to participate online.

We also point out that instead of participating online, you can vote in advance or give a proxy before the meeting. See the notice for further details on advance voting and how to authorize a proxy. If you vote in advance or give a proxy, you can still log on to the general meeting to follow and ask questions, but you will not have the opportunity to vote on the items. If required a proxy can be withdrawn by requesting this once logged on.

By participating online, shareholders will receive a live webcast from the general meeting, the opportunity to ask written questions, and vote on each of the items. Secure identification of shareholders is done by using the unique reference number and PIN code assigned to each shareholder by the Norwegian Central Securities Depository (in Norwegian either "Verdipapirsentralen" or "VPS") in relation to this general meeting.

No registration is required for shareholders who want to participate online, but shareholders must be logged in before the general meeting starts.

Shareholder who does not find their reference number and PIN code for access or have other technical questions is welcome to call DNB Registrars Department on phone + (47) 23 26 80 20 (between 08:00-15:30), or send an e-mail to genf@dnb.no

Link to Elkem ASA digital general meeting:

<http://web.lumiagm.com/123-802-650>

HOW TO ACCESS THE ONLINE GENERAL MEETING

Step 1

To participate online, you need to access the Lumi solution by doing the following:

- a) Open your internet browser – either on your smartphone, tablet or PC. All major known browsers, such as Chrome, Safari, Edge, Firefox etc. are supported. Your browser should be updated to last version.
- b) Go to Lumi AGM website: <https://web.lumiagm.com>.

Step 2

Once you have entered the Lumi AGM website, you'll be asked to enter the meeting ID for Elkem ASA general meeting. Enter the following:

Meeting ID: 123-802-650

and click "Join".

Alternatively, log on the following website:

<https://web.lumiagm.com/123-802-650>.

You will have the opportunity to log on one hour before the meeting starts.

Step 3

You will then be requested to enter your ID by providing the reference number and pin-code from VPS.

Once you have logged on, you will be taken to the information page for the general meeting. Here you will find information from the company, be able to submit questions relating to the items on the agenda, to cast votes and to follow the live webcast from the meeting.



HOW TO RECEIVE YOUR REFERENCE NUMBER AND PIN CODE

All shareholders registered in the VPS are assigned their own unique reference and pin-code for use in the general meeting, available to each shareholder through VPS Investor Services. Access VPS Investor Services, select Corporate Actions, General Meeting. Click on the ISIN and you can see your reference number (Ref.nr.) and PIN code.


All VPS directly registered shareholders have access to Investor Services, either via <https://www.euronextvps.no> or internet bank. Contact your VPS account operator if you do not have access.

Shareholders who have not selected electronic corporate messages in Investor Services will also receive their reference number and PIN code by post together with the summons from the company (on registration form).

Custodian registered shareholders: Shares held through Custodians (nominee) accounts must be transferred to a segregated VPS account registered in the name of the shareholder to have voting rights on the general meeting. Once shares are transferred to the segregated VPS account, a reference number and PIN code are assigned to this account. Please contact your custodian for further information.

HOW TO VOTE

Once the represented shares have been counted, all items will be opened for voting. Each item on the agenda is closed as soon as the general meeting has considered them. When one item is closed, the subsequent item on the agenda will be pushed to your screen.

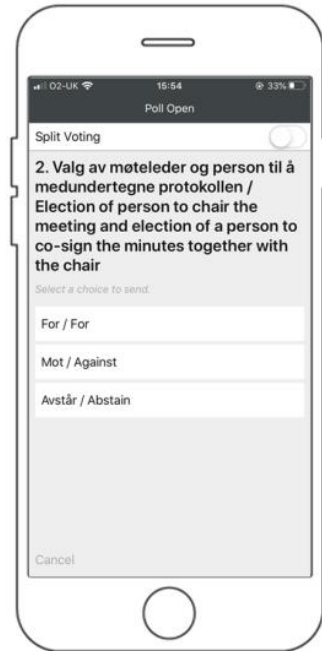
Click on the vote icon that appears if you click away from the poll. 

To vote, simply select your voting direction from the options shown on the screen. A confirmation message will appear to show your vote has been received.

For - Vote received


To change your vote, simply select another voting direction. You can also choose to cancel. You can change or cancel your vote until the chair of the meeting concludes the vote on the individual items. Your last choice will be valid. You can choose to vote on all items as soon as this is available.

NB: Logged in shareholders who have voted in advance or given a proxy, will not have the opportunity to vote during the meeting – unless the votes in advance or given in proxy is withdrawn.



QUESTIONS TO THE CHAIRPERSON

Questions or messages relating to the items on the agenda can be submitted by the shareholder or appointed proxy at any time during the Q&A session up until the chairperson closes the session.

If you would like to ask a question relating to the items on the agenda, select the messaging icon: 

Enter your question in the message box that says: "Ask a Question". When you have finished writing your question, click on the submit button.

Questions submitted online will be moderated before going to the chair. This is to avoid repetition of questions as well as removal of inappropriate language.

All shareholders who submit questions will be identified with their full names, but not holding of shares.

DOWNLOADS

Links will be available on the info screen. When you click on a link, the selected document will open in your browser.

Data usage for streaming the meeting or downloading documents via the platform varies depending on individual use, the specific device being used for streaming or download (Android, iPhone, etc) and your network connection (3G, 4G).