

All figures in NOK thousands

Country	Total Revenue incl. Internal revenue	Profit (Loss) Before Tax
Belgium	36 693	2 329 491
Elkem Processing Services Belgium S.A.	36 693	2 329
Brazil	1 978 239	463 606
Elkem Materials South America Ltda	159 899	29 185
Elkem Participações Indústria e Comércio Limitada	1 281 260	389 478
Elkem Silicones Brasil Ltda	537 080	44 943
Noreno Comercial Importada e Exportadora Limitada	-	-
Canada	2 402 865	717 068
Elkem Metal Canada Inc	2 014 719	732 043
Elkem Silicones Canada Corp.	388 147	-14 974
China	16 556 587	732 170
Elkem Carbon China Comp Ltd	725 070	99 942
Elkem Foundry (China) Co. Ltd	463 489	35 357
Elkem International Trade (Shanghai) Co. Ltd.	404 892	21 907
Elkem Materials Processing (Tianjin) Co.,Ltd	18 518	2 110
Elkem Silicon Materials (Lanzou) Co., Ltd.	1 501 153	21 939
Elkem Silicones Hong Kong Co. Limited	301 797	6 093
Elkem Silicones Shanghai Co. Limited	1 657 173	86 549
Guangdong Polysil Technology Co., Ltd.	667 798	8 147
Jiangxi Bluestar Xinghuo Organic Silicone Co., Ltd	10 667 900	433 787
Zhongshan Jucheng Chemical Material Co., Ltd.	148 795	16 338
Czech Republic	4 445	1 705
Elkem Silicones Czech Republic s.r.o	4 445	1 705
Denmark	71 086	12 237
Elkem Nordic A/S	71 086	12 237
Egypt	36 483	3 038
Elkem Egypt for Industry, Contracting & Trading S.A.E	36 483	3 038
Finland	109 922	3 396
Elkem Silicones Finland OY	109 922	3 396
France	5 966 762	13 755
Elkem S.a.r.l.	18 150	6 422
Elkem Silicones France SAS	5 913 119	-11 188
Elkem Silicones Services S.à.r.l	35 493	18 521
Germany	794 862	37 847
Elkem GmbH	41 584	12 481
Elkem Milling Services GmbH	23 304	1 762
Elkem Silicones Germany GmbH	729 974	23 604
Iceland	3 319 590	1 311 414
Elkem Island EHF	3 319 590	1 311 414
Klafi ehf.	-	-
India	984 522	82 643
Elkem South Asia Private Limited	984 522	82 643
Italy	1 264 462	55 465
Elkem S.r.l.	486 095	30 444
Elkem Siliconi Italia S.r.l	778 367	25 021
Japan	248 740	53 992
Elkem Japan K.K	248 740	53 992
Malaysia	143 472	23 782
Elkem Carbon Malaysia Sdn. Bhd.	143 472	23 782
Mexico	48 292	-2 913
Elkem Silicones Mexico S. de R.L. de C.V.	48 292	-2 913
Netherlands	170 016	40 374
Elkem Distribution Center B.V.	42 306	2 058
Elkem Materials Processing Services BV	34 845	-220

Euro Nordic Logistics BV	92 865	38 535
Euro Nordics Netherlans B.V.	-	-
Norway	18 673 040	8 210 469
Elkem ASA	15 911 653	6 775 404
Elkem Carbon AS	1 463 305	563 925
Elkem Carbon Singapore Pte. Ltd.	-	-
Elkem Chartering Holding AS	-	37 505
Elkem Digital Office AS	22 554	3 209
Elkem International AS	1 141 962	41 056
Elkem Silicon Product Development AS	34 492	-31 132
Elkem Silicones Scandinavia AS	99 075	3 363
Paraguay	407 343	142 335
Elkem Paraguay S.A.	407 343	142 335
Poland	5 223	1 951
Elkem Silicones Poland p. z o.o	5 223	1 951
Singapore	187 984	38 654
Elkem Singapore Materials Pte. Ltd	187 984	38 654
South Africa	263 129	54 243
Elkem Ferroveld JV	263 129	54 243
South Korea	187 293	10 906
Elkem Korea Co., Ltd.	132 140	6 312
Elkem Silicones Korea Co., Ltd	55 153	4 595
Spain	1 248 631	52 449
Elkem Iberia SL	22 853	11 104
Elkem Siliconas España S.A.U	934 246	9 549
Explotacion de Rocas Industriales y Minerales S.A.	290 262	32 939
Iniconce S.L	-	-10
Norsil, S.A.	1 269	-1 133
Thailand	16 115	4 462
Elkem Thailand Ltd.	16 115	4 462
Turkey	10 452	7 883
Elkem Madencilik Metalurji Sanayi Ve Ticaret Ltd STI	10 452	7 883
United Arab Emirates	484 142	131 269
Elkem Oilfield Chemicals FZCO	484 142	131 269
United Kingdom	512 946	42 760
Elkem Dronfield LTD	57 205	22 226
Elkem Ltd	24 579	5 281
Elkem Silicones (UK) Ltd	431 162	15 253
Elkem UK Holdings LTD	-	-
United States	5 394 246	340 983
Elkem Materials Delaware Inc.	-	-59
Elkem Materials Inc.	3 113 458	228 470
Elkem Silicones USA Corp.	2 280 789	112 572
NEH LLC	-	-
Uruguay	-	-5 401
Elkem Uruguay SA	-	-5 401
Tifwer Trade S.A.	-	-
Grand Total	61 527 584	12 584 869

Nature of core activity	Abbreviation
Research and Development	R&D
Holding or Managing intellectual property	IP
Purchasing and Procurement	P
Manufacturing and Producing	O
Sales, Marketing or Distribution	S
Administrative, Management or Support Services	A
Provision of services to unrelated parties	Not applicable to Elkem Group
Intra-group Finance	F

Regulated Financial Services	Not applicable to Elkem Group
Insurance	Not applicable to Elkem Group
Holding shares or other equity instruments	H
Dormant Enterprises	D
Other	Other

Accumulated earnings	Taxes paid	Net tax accrued	Number of employees
35 817 478	3 542 895	0	6
35 817	3 543	0	6
301 692	141 071	-10 339	228
26 731	6 622	73	11
434 765	115 873	-5 024	149
-159 804	18 576	-5 387	68
-	-	-	-
1 599 039	26 736	178 332	128
1 590 993	27 327	179 730	127
8 047	-590	-1 397	1
4 859 107	392 885	-20 522	3 397
609 262	19 765	8 011	98
173 912	2 992	3 556	91
255 884	9 469	933	93
7 602	-47	155	8
-1 025 834	2 030	-2 030	468
118 562	3 641	-764	9
309 169	1 641	349	312
417 084	3 507	-3 583	319
3 819 077	349 130	-28 098	1 937
174 390	757	951	62
-	597	244	2
-	597	244	2
19 127	2 737	288	6
19 127	2 737	288	6
28 617	839	1 194	5
28 617	839	1 194	5
-	868	218	1
-	868	218	1
154 319	-8 498	14 983	932
17 704	-	-	5
136 615	-8 723	14 983	923
-	225	-	4
351 259	24 148	402	60
45 259	2 775	63	7
24 054	1 020	-74	8
281 946	20 353	413	45
2 190 255	47 115	162 313	173
2 190 255	47 115	162 313	166
-	-	-	7
252 082	31 501	-3 270	142
252 082	31 501	-3 270	142
113 938	16 826	1 689	78
44 050	7 790	3 827	7
69 888	9 036	-2 137	71
169 049	10 158	17 919	21
169 049	10 158	17 919	21
-111 450	997	-	7
-111 450	997	-	7
-	337	-337	2
-	337	-337	2
194 878	12 332	1 054	97
28 785	557	95	29
29 097	3 112	2 116	7

136 995	8 663	-1 156	61
-	-	-	-
11 827 193	502 303	1 435 518	1 404
9 877 917	449 546	1 329 819	1 247
1 227 955	48 188	92 918	114
-	-	-	-
-	215	190	-
-	586	172	8
112 838	2 249	9 301	-
-35 132	188	517	35
-	1 331	740	-
-206 858	-	13 546	121
-206 858	-	13 546	121
20 862	663	175	3
20 862	663	175	3
138 087	3 407	6 792	10
138 087	3 407	6 792	10
105 454	-	-	28
105 454	-	-	28
79 241	4 605	-77	40
3 127	1 646	821	20
76 115	2 959	-898	20
359 297	5 552	-419	148
12 773	1 577	2 166	8
144 752	2 998	-482	72
205 772	978	-2 103	68
-	-	-	-
-4 000	-	-	-
7 526	-	-473	3
7 526	-	-473	3
189	1 398	484	2
189	1 398	484	2
141 575	-	-	9
141 575	-	-	9
84 299	4 456	4 056	34
55 831	-	4 366	16
9 714	-	-	10
18 754	4 456	-310	8
-	-	-	-
1 096 732	110 967	-45 695	280
-	-	89	-
520 282	87 540	-18 223	19
576 450	23 427	-27 561	261
-	-	-	-
-	-	-	-
-	-	-	-
23 811 328	1 337 541	1 758 075	7 368

Nature of core activity*

O

S

O, S
O, S, R&D

A

O, S

S

O, S

O

S, A

O

O, S

S

O, S, R&D, IP
O, S, R&D, IP
O, S, R&D, IP
O, S, R&D, IP

S

S

P

S

S

O, S, R&D, F, A, IP

A

S

O

O, S

O, S

Other

O, S

S

O, S

S


S

S

A

O


S
H




O, S, R&D, F, H, A, IP
O, S, R&D, H, A, IP

H
H
A
P

R&D, IP
S



O;S



S



S



O,S



S


O, S



S

O, S
O

Other
Other



S



S, P



S



O, S

S

S

H




D

S

O, S

D



H

D

