



Investor meeting
NOK bond transaction

17 August 2021

Disclaimer

This presentation and its appendices (collectively the "Presentation") have been produced by Elkem ASA (the "Company"), with assistance from Skandinaviska Enskilda Banken AB (publ) and Swedbank Norge, branch of Swedbank AB (publ) (together the "Managers") in connection with the offering of bonds by the Company (the "Offering"). By attending or receiving this Presentation you acknowledge that you will be solely responsible for your own assessment of the Company, the market and the market position of the Company, the Company's funding position, and that you will conduct your own investigations and analysis and be solely responsible for forming your own view of the future performance of the Company's business and its current and future financial situation.

This Presentation is strictly confidential and may not be reproduced or redistributed, in whole or in part, to any other person. This Presentation has not been reviewed by or registered with any public authority or stock exchange and does not constitute a prospectus. To the best of the knowledge of the Company and its board of directors, the information contained in this Presentation is in all material respects in accordance with the facts as of the date hereof, and no facts have been omitted which is likely to affect its import. This Presentation contains information obtained from third parties. As far as the Company is aware and able to ascertain from the information published by that third party, such information has been accurately reproduced and no facts have been omitted that would render the reproduced information to be inaccurate or misleading. Only the Company and the Managers are entitled to provide information in respect of matters described in this Presentation. Information obtained from other sources is not relevant to the content of this Presentation and should not be relied upon.

This Presentation is for information purposes only and does not in itself constitute, and should not be construed as, an offer for sale or subscription of or solicitation or invitation of any offer to subscribe for or purchase any securities of the Company or its affiliates in any jurisdiction. Persons in possession of this Presentation are required to inform themselves about and to observe any such restrictions.

This Presentation contains certain forward-looking statements relating to the business, financial performance and results of the Company and/or the industry in which it operates. Forward-looking statements concern future circumstances and results and other statements that are not historical facts, sometimes identified by the words "believes", "expects", "predicts", "intends", "projects", "plans", "estimates", "aims", "foresees", "anticipates", "targets", and similar expressions. The forward-looking statements contained in this Presentation, including assumptions, opinions and views of the Company or cited from third party sources are solely opinions and forecasts which are subject to risks, uncertainties and other factors that may cause actual events to differ materially from any anticipated development. None of the Company, the Managers or any of their parent or subsidiary undertakings or any such person's officers or employees provides any assurance that the assumptions underlying such forward-looking statements are free from errors nor does any of them accept any responsibility for the future accuracy of the opinions expressed in this Presentation or the actual occurrence of the forecasted developments. The Company or the Managers assume no obligation to update this Presentation, including any forward-looking statements or to conform any forward-looking statements to the Company's actual results. In making an investment decision, prospective investors must rely on their own examination, and analysis of, and enquire into the Company and the terms, including the merits and risks involved.

AN INVESTMENT IN THE COMPANY AND THE BONDS INVOLVES A HIGH DEGREE OF RISK, AND IS SUITABLE ONLY FOR INVESTORS WHO UNDERSTAND THE RISKS ASSOCIATED WITH THIS TYPE OF INVESTMENT AND WHO CAN AFFORD A LOSS OF ALL OR PART OF THEIR INVESTMENT. A PROSPECTIVE INVESTOR SHOULD THEREFORE DETERMINE THE SUITABILITY OF AN INVESTMENT IN LIGHT OF ITS OWN CIRCUMSTANCES, AND CONSULT HIS OR HER OWN EXPERT ADVISORS AS TO THE SUITABILITY OF AN INVESTMENT IN THE BONDS.

SEVERAL FACTORS COULD CAUSE THE ACTUAL RESULTS, PERFORMANCE OR ACHIEVEMENTS OF THE COMPANY TO BE MATERIALLY DIFFERENT FROM ANY FUTURE RESULTS, PERFORMANCE OR ACHIEVEMENTS THAT MAY BE EXPRESSED OR IMPLIED BY STATEMENTS AND INFORMATION IN THIS PRESENTATION, INCLUDING, AMONG OTHERS, RISKS OR UNCERTAINTIES ASSOCIATED WITH THE COMPANY'S BUSINESS, SEGMENTS, DEVELOPMENT, GROWTH MANAGEMENT, FINANCING, MARKET ACCEPTANCE AND RELATIONS WITH CUSTOMERS, AND, MORE GENERALLY, GENERAL ECONOMIC AND BUSINESS CONDITIONS, CHANGES IN DOMESTIC AND FOREIGN LAWS AND REGULATIONS, TAXES, CHANGES IN COMPETITION AND PRICING ENVIRONMENTS, FLUCTUATIONS IN CURRENCY EXCHANGE RATES AND INTEREST RATES AND OTHER FACTORS. ANY PAYMENT TO BE MADE ON THE BONDS, INCLUDING THE RETURN OF THE PRINCIPAL AMOUNT AT MATURITY OR ANY REDEMPTION DATE, DEPENDS ON THE COMPANY'S ABILITY TO SATISFY ITS OBLIGATIONS AS THEY FALL DUE. AS A RESULT, THE COMPANY'S ACTUAL AND PERCEIVED CREDITWORTHINESS MAY AFFECT THE MARKET VALUE OF THE BONDS AND, IN THE EVENT THE COMPANY WAS TO DEFAULT ON ITS OBLIGATIONS, YOU MAY NOT RECEIVE THE AMOUNTS OWED TO YOU UNDER THE TERMS OF THE BOND. THERE MAY ALSO BE A LIMITED SECONDARY MARKET FOR THE BONDS WHICH MAY RESULT IN A SUBSTANTIAL LIQUIDITY RISK. SHOULD ONE OR MORE OF THESE RISKS OR UNCERTAINTIES MATERIALISE, OR SHOULD UNDERLYING ASSUMPTIONS PROVE INCORRECT, ACTUAL RESULTS MAY VARY MATERIALLY FROM THOSE DESCRIBED IN THIS PRESENTATION. FOR AN OVERVIEW OF CERTAIN RELEVANT RISKS AND OTHER INFORMATION WHICH WILL ALSO BE RELEVANT FOR THE BONDS, SEE THE COMPANY'S BOND PROSPECTUS DATED 4 JUNE 2021 AND ANNUAL AND INTERIM REPORTS, ALL AVAILABLE ON WWW.ELKEM.COM.

The Managers have not engaged any external advisors to carry out any due diligence investigations and have not taken any steps to verify any of the information contained herein other than a due diligence call with representatives of the Company. No representation or warranty (express or implied) is made as to, and no reliance should be placed on, any information, including projections, estimates, targets and opinions, contained herein, and no liability whatsoever is accepted as to any errors, omissions or misstatements contained herein, and, accordingly, none of the Company or the Managers or any of their parent or subsidiary undertakings or any such person's officers or employees accepts any liability whatsoever arising directly or indirectly from the use of this document.

The contents of this Presentation are not to be construed as financial, legal, business, investment, tax or other professional advice. The recipient should consult with its own professional advisers for any such matter and advice.

Within the European Economic Area, this Presentation is being made and communicated pursuant to an exemption from the requirement to produce a prospectus under the EU Prospectus Regulation and amendments thereto.

This Presentation is confidential and is being communicated in the United Kingdom to persons who have professional experience, knowledge and expertise in matters relating to investments and are "investment professionals" for the purposes of article 19(5) of the Financial Services and Markets Act 2000 (Financial Promotion) Order 2005 and only in circumstances where, in accordance with section 86(1) of the Financial and Services Markets Act 2000 ("FSMA") the requirement to provide an approved prospectus in accordance with the requirement under section 85 FSMA does not apply. Consequently, the investor understands that the Offering may be offered only to "qualified investors" for the purposes of sections 86(1) and 86(7) FSMA, or to limited numbers of UK investors, or only where minima are placed on the consideration or denomination of securities that can be made available (all such persons being referred to as "relevant persons"). This Presentation is only directed at qualified investors and investment professionals and other persons should not rely on or act upon this Presentation or any of its contents. Any investment or investment activity to which this communication relates is only available to and will only be engaged in with investment professionals. This Presentation (or any part of it) is not to be reproduced, distributed, passed on, or the contents otherwise divulged, directly or indirectly, to any other person (excluding an investment professional's advisers) without the prior written consent of the Company or the Managers.

IN RELATION TO THE UNITED STATES AND U.S. PERSONS, THIS PRESENTATION IS STRICTLY CONFIDENTIAL AND IS BEING FURNISHED SOLELY IN RELIANCE ON APPLICABLE EXEMPTIONS FROM THE REGISTRATION REQUIREMENTS UNDER THE U.S. SECURITIES ACT OF 1933, AS AMENDED (THE "U.S. SECURITIES ACT"). THE BONDS HAVE NOT AND WILL NOT BE REGISTERED UNDER THE U.S. SECURITIES ACT OR ANY STATE SECURITIES LAWS, AND MAY NOT BE OFFERED OR SOLD WITHIN THE UNITED STATES, OR TO OR FOR THE ACCOUNT OR BENEFIT OF U.S. PERSONS (AS DEFINED IN REGULATIONS UNDER THE U.S. SECURITIES ACT), UNLESS AN EXEMPTION FROM THE REGISTRATION REQUIREMENTS OF THE U.S. SECURITIES ACT IS AVAILABLE. ACCORDINGLY, ANY OFFER OR SALE OF BONDS WILL ONLY BE OFFERED OR SOLD (I) WITHIN THE UNITED STATES, OR TO OR FOR THE ACCOUNT OR BENEFIT OF U.S. PERSONS, ONLY TO QUALIFIED INSTITUTIONAL BUYERS ("QIBs") IN OFFERING TRANSACTIONS NOT INVOLVING A PUBLIC OFFERING AND (II) OUTSIDE THE UNITED STATES IN OFFSHORE TRANSACTIONS IN ACCORDANCE WITH REGULATIONS. ANY PURCHASER OF BONDS IN THE UNITED STATES, OR TO OR FOR THE ACCOUNT OF U.S. PERSONS, WILL BE DEEMED TO HAVE MADE CERTAIN REPRESENTATIONS AND ACKNOWLEDGEMENTS, INCLUDING WITHOUT LIMITATION THAT THE PURCHASER IS A QIB.

Neither this Presentation nor any copy of it may be taken, transmitted or distributed, directly or indirectly, in or into the United States, Australia, Canada, Japan, Hong Kong or in any other jurisdiction where to do so would constitute a violation of the relevant laws of such jurisdiction, except as permitted pursuant to applicable law. Any failure to comply with this restriction may constitute a violation of applicable laws and persons into whose possession this Presentation comes should inform themselves about and observe any such relevant laws.

The Managers are acting as financial advisor to the Company in connection with the Offering and for no one else and will not be responsible to anyone other than the Company for providing the protections afforded to its clients or for providing advice in relation to the Offering, the contents of this Presentation or any matters referred to herein. The Managers and/or its employees may hold shares, bonds, options or other securities of the Company and may, as principal or agent, buy or sell such securities. The Managers may have other financial interests in transactions involving the Company or such securities; currently acting as lenders under a certain credit facility.

This Presentation is produced solely by and on behalf of the Company, and speaks as of 15th February 2021. There may have been changes in matters which affect the Company subsequent to the date of this Presentation. Neither the delivery of this Presentation nor any further discussions of the Company with any of the recipients shall, under any circumstances, create any implication that there has been no change in the affairs of the Company since such date. Neither the Company nor the Managers intend to or assume any obligation to update or correct the information included herein. This Presentation is subject to Norwegian law, and any dispute arising in respect of this Presentation is subject to the exclusive jurisdiction of Norwegian courts with Oslo District Court (Nw: Oslo tingrett) as exclusive venue.

Agenda

Brief introduction to Elkem

Business and financial update

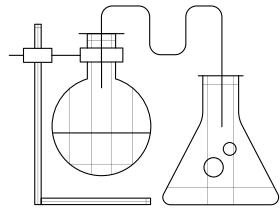
Outlook

Q&A

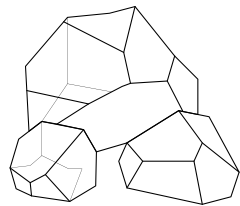


We are Elkem

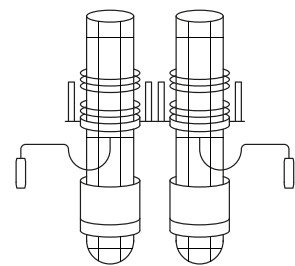
Advanced material solutions
shaping a better and more
sustainable future



Silicones



Silicon Products



Carbon Solutions



Elkem's global business combines the strengths of three unique platforms

Elkem's global business combines the strengths of three unique platforms

- Elkem was founded in 1904 and the metallurgical business in Norway represents strong industrial traditions and continuous improvement
- The chemical business in France adds a strong culture for specialisation, innovation and R&D
- Elkem's strong presence in China provides strong growth opportunities and adds a dynamic and agile business perspective



Annualised Q1-Q2 2021 numbers


Total operating income
NOK **29.0** bn.


EBITDA
NOK **5.2** bn.

%
EBITDA margin
18 %


Head office in Norway
29 plants worldwide

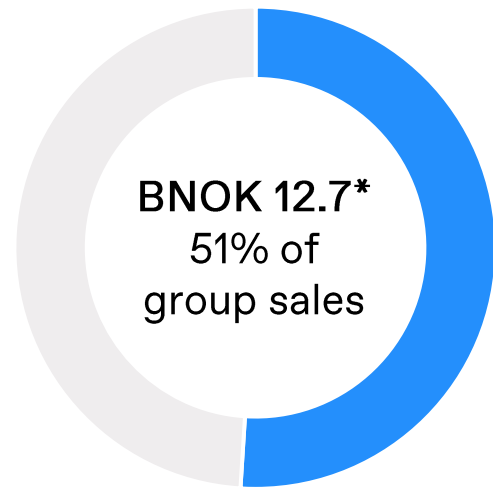

Employees worldwide
~ 6,800


R&D centres in Norway, France and China
>450 R&D people

Elkem operates through three divisions: All with global scale, leadership positions and global footprint

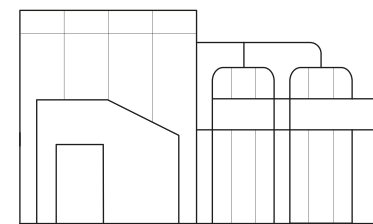
Silicones

Fully integrated silicones manufacturer with focus on specialities



Markets

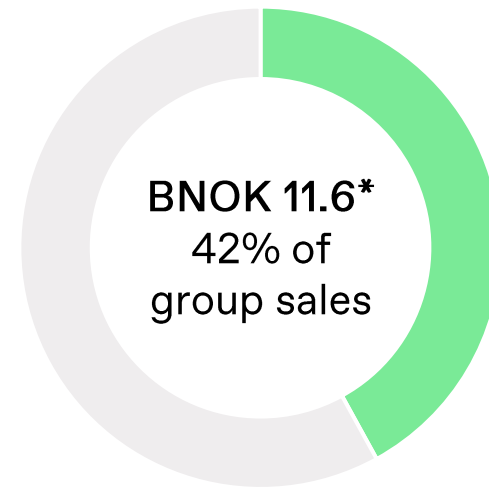
- Paper & film release
- Automotive
- Silicone rubber
- Chemical formulators
- Personal care
- Textile
- Healthcare
- Construction



12 plants worldwide

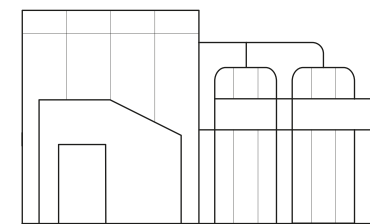
Silicon Products

Global producer and provider of silicon, ferrosilicon and specialties



Markets

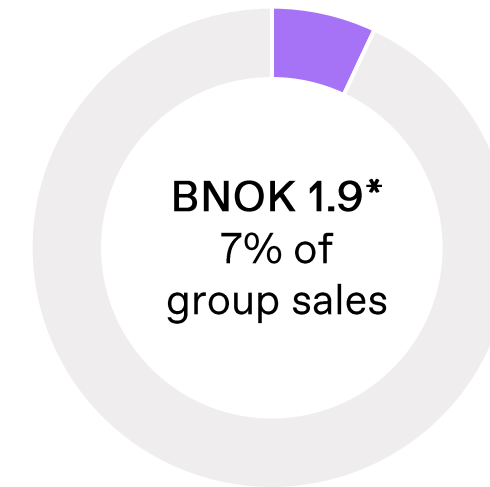
- Silicones
- Construction/Engineering
- Automotive
- Electronics
- Solar & wind
- Specialty steel
- Refractories
- Oil & gas



11 plants worldwide

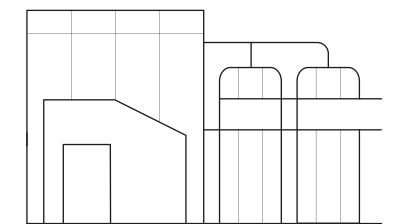
Carbon Solutions

Leading producer of electrode paste and specialty products



Markets

- Ferroalloys
- Silicon
- Aluminium
- Iron foundries



6 plants worldwide

Our products are vital for modern societies and you meet them in your life every day


Low cost sustainable input factors




Quartz



Coal



Biocarbon



Power

High temperature/chemical production processes



Silicones



Silicon, foundry products and microsilica




Carbon solutions

Examples of high value applications and markets

Wind turbines



Infrastructure



Airbags



Solar



Automotive



Cooking, utensils



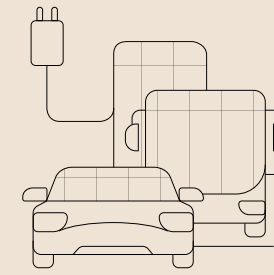
Electronics



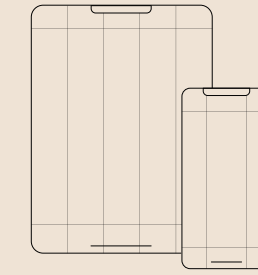
Release coating



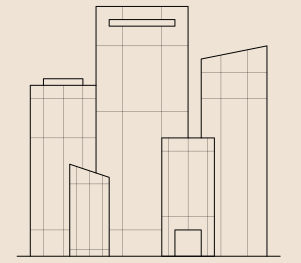
We help our customers create and improve essential innovations for everyday life



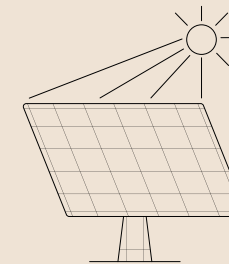
Automotive & transport



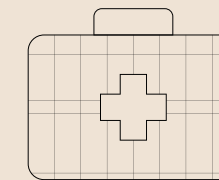
Digital communication



Construction & smarter cities



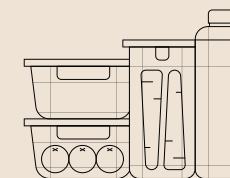
Renewable energy




Health care



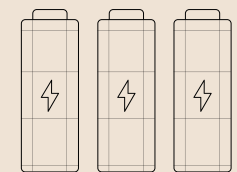
Personal care



Food and beverage

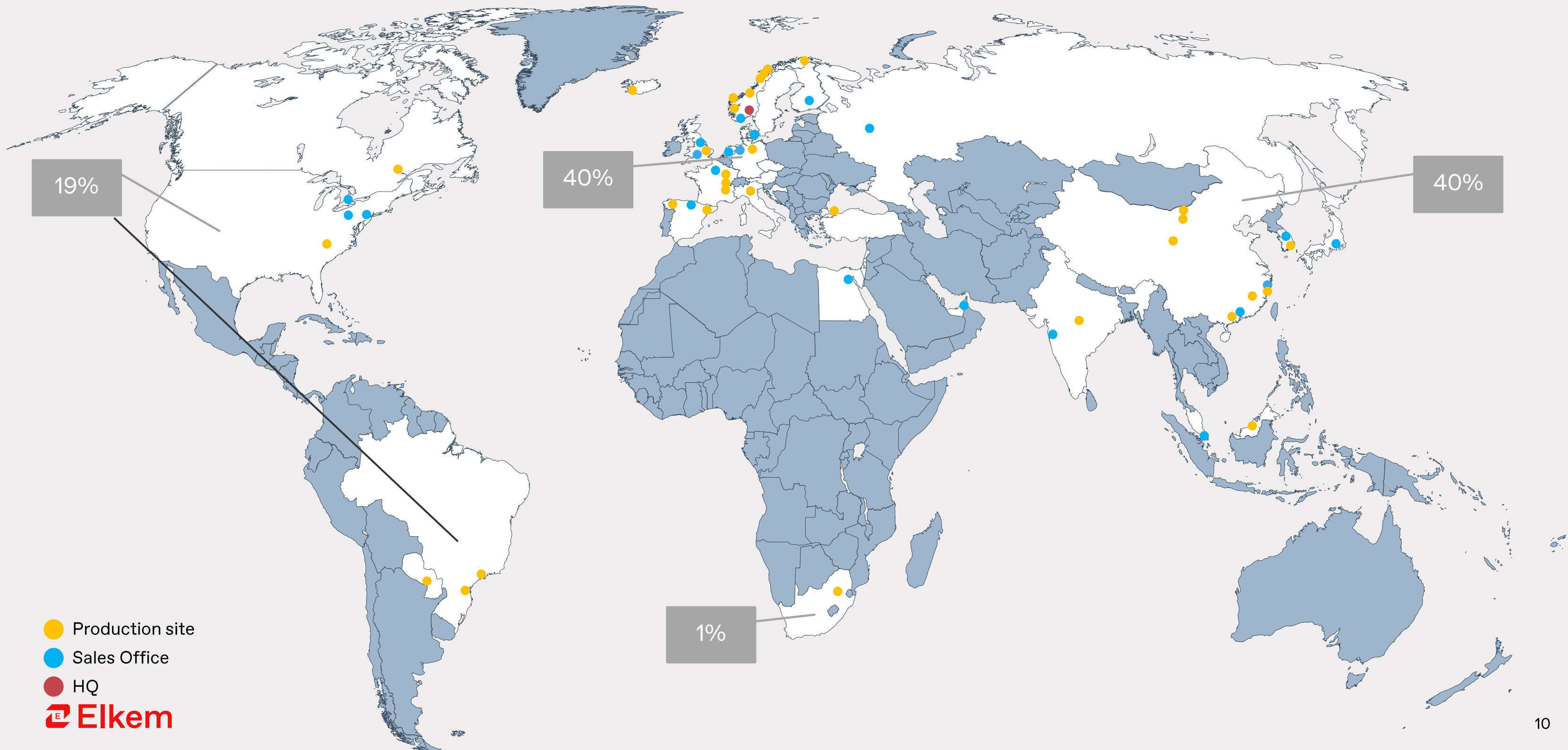


Release coatings



Active anode materials

Global positions and strong geographical diversification



Agenda

Brief introduction to Elkem

Business and financial update

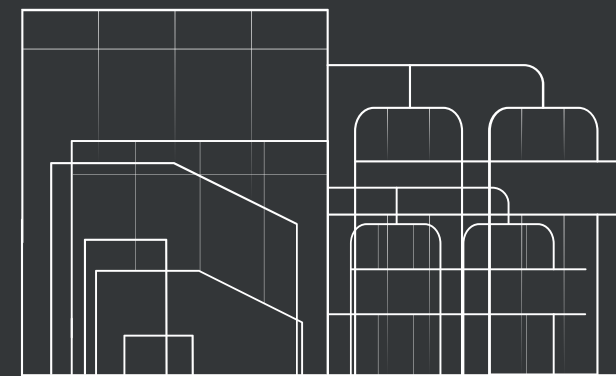
Outlook

Q&A



Strong second quarter results and good market conditions

- Elkem is delivering another strong quarterly result, despite the planned maintenance stops for Silicones both in China and France
- Market conditions have been good in all major regions in the second quarter
- The strategic expansion of the Silicones plant in China has started and the battery pilot plant has commenced production
- The financial position is strong and the capital increase in April provides an excellent platform for further growth
- CEO Michael Koenig resigned from Elkem with effect from 30 June. Former CEO Helge Aasen will act as the interim CEO
- The market outlook is good with strong demand and attractive conditions



Total operating income
MNOK 7,332

EBITDA
MNOK 1,371

EBITDA margin
19 %

ESG – a key priority for Elkem

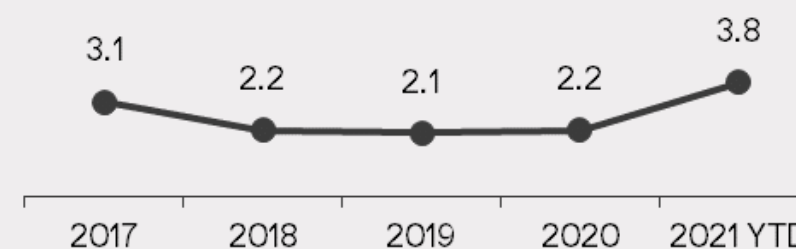


A clear focus on ESG

- In 2020, Elkem received an A rating from CDP, ranking in the world's top 5% on climate
- In 2Q 2021 Elkem announced an investment of MNOK 140 in Rana, Norway to enable use of biocarbon
- Elkem's pilot plant for biocarbon production in Canada is expected to start operations in January 2022
- Feasibility studies for carbon capture at smelters in Norway and Iceland, comprising carbon capture & storage, and carbon capture & utilisation

Safety

Ambition: Zero injuries



Social

- A truly diverse work force built on respect and an inclusive work culture
- Actively promoting equality – 58% share of women in the trainee programme for 2020

Environment

- 20% of CO2 emissions from renewable biogenic sources
- 83% of electrical consumption from renewable energy
- Energy recovery totalling of approx. 1,000 GWh

Governance

- Adherence to Norwegian Code of Practice for Corporate Governance
- TCFD framework for climate risk management is being implemented in 2021

Share issue concluded to capture specialised growth initiatives

- On 26 April 2021, Elkem raised MNOK 1,891 of new equity (gross proceeds) to further strengthen the growth platform
- Total equity increased from MNOK 13,440 as at 31 March 2021 to MNOK 16,045 as at 30 June 2021. The equity ratio was 46% as at 30 June 2021
- The net proceeds from the private placement will be used to further strengthen the capacity to invest in growth initiatives to capture attractive silicones opportunities in line with Elkem's strategy, including the announced expansion project in Xinghuo, as well as for general corporate purposes
- The post-offering ownership of China National Bluestar will be 52.91% who will remain as a long-term strategic majority shareholder

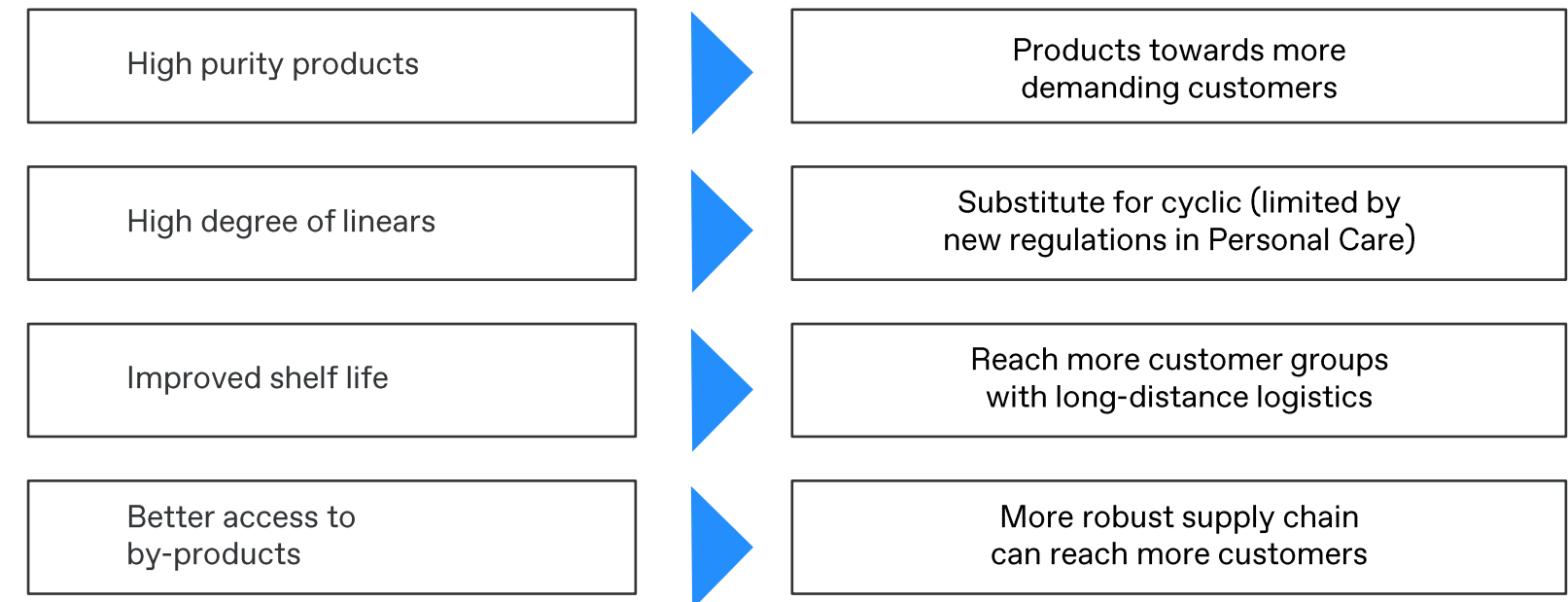


Silicones Xinghuo expansion leveraging on growth and specialisation in Asia

- The expansion of Silicones Xinghuo has started and the cornerstone for the project was laid in April 2021. The project is scheduled to be completed within 3 years
- Integral part of Elkem's growth and specialisation strategy
 - Raising profitability with EBITDA margin of +35%
 - Enhanced environmental performance based on lower emissions, lower raw materials use and reduced waste
 - Better product quality with higher purity and improved properties
- Strengthening Elkem's position in the main growth markets. Asia Pacific is expected to grow by ~7% in 2021 and Elkem is well placed with its silicones operations in China, Korea and India



Supporting the specialisation strategy



Specialisation securing higher and more stable margins

Est. industry EBITDA margins / Price volatility

Margins 0-15 %
Price volatility High

Margins 15-25 %
Price volatility Low/medium

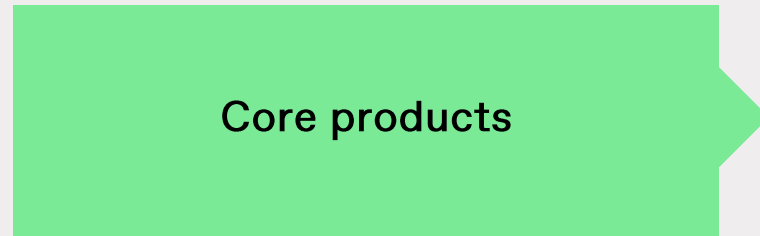
Margins > 25 %
Price volatility Low

Upstream



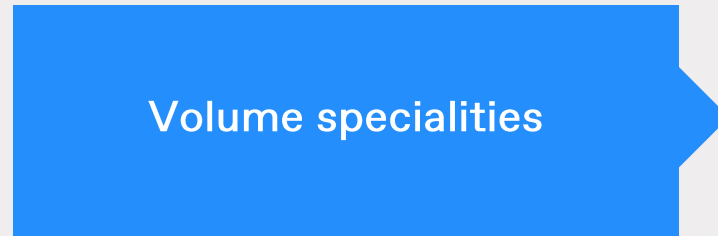
Generally not marketable but transformed into silicone intermediates

Intermediates

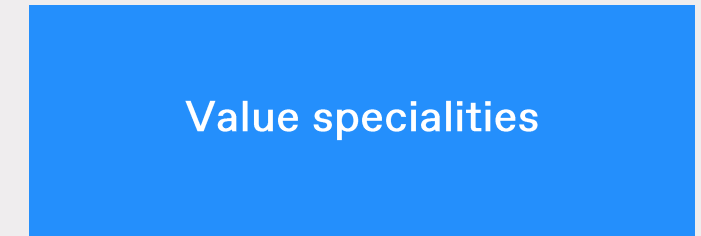


Include DMC, gum, HCR, linears and construction sealants

Downstream



POYSIL



LV fluids OFS Medical Silicones

POYSIL

Basel Chemie

- Elkem has a strong position in upstream silicones production and is integrated through the value chain from quartz and silicon metal to downstream silicone specialties



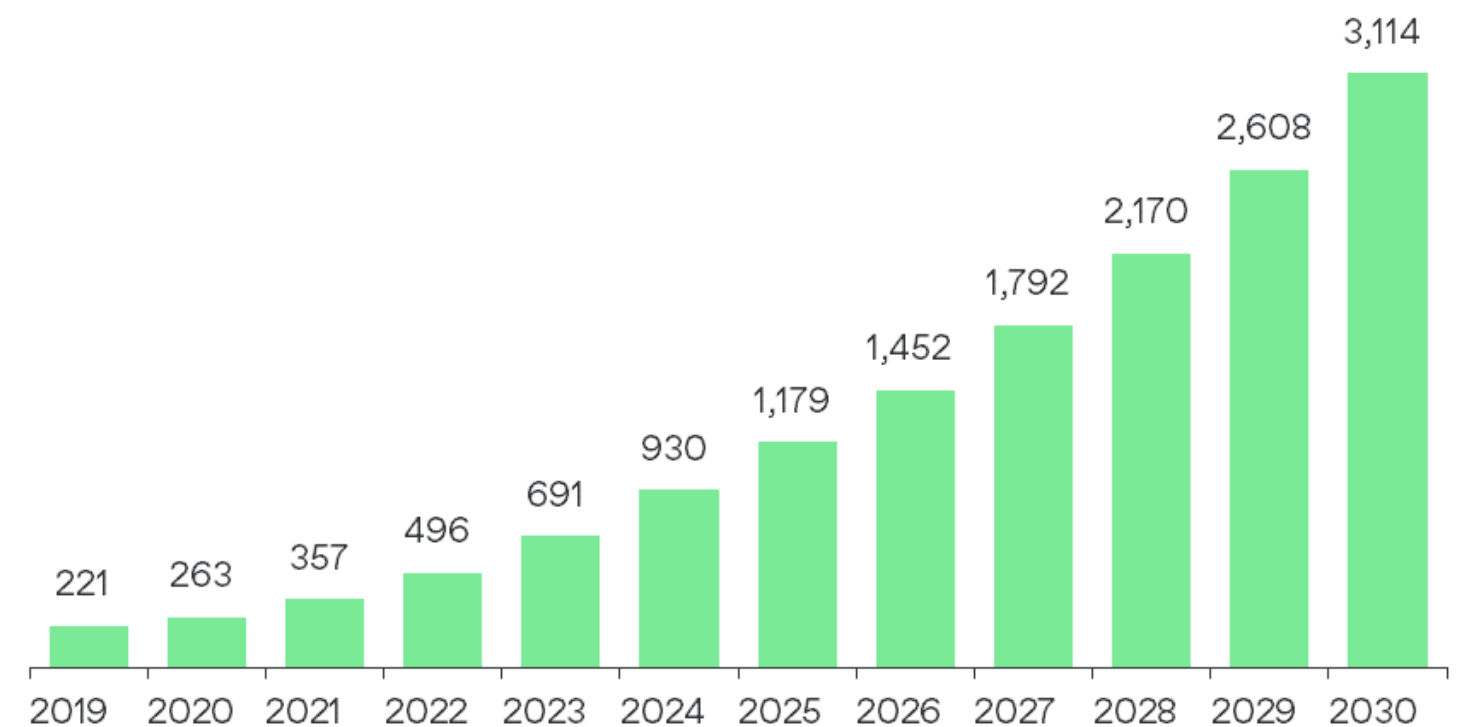
- Downstream specialisation through organic growth and acquisitions
- Polysil and Basel Chemie with strong specialised product positions
- Organic growth into areas such as organo-functional silicones, medical applications and low viscosity fluids

Battery materials pilot plant in operation, preparing for industrial scale project

- Elkem aims to establish a leading position in the fast-growing market for advanced battery materials
 - Vianode is established as a new company and brand for production of sustainable battery materials
 - Environmentally friendly processes, reducing total emissions by more than 90%
- The pilot plant in Kristiansand is in operation
 - Qualification processes with prospective customers have reached advanced levels. Supplier discussions in progress
 - A fast-track option is being considered to address the strong demand from customers and shorten time to market
 - On that basis the exact timing of the financial investment decision is pending
- The ongoing process with potential partners is coordinated with the development and key milestones of Vianode



Global Li-ion battery cell demand, (GWh) expected to increase more than 10x from today's level by 2030, mainly driven by EVs

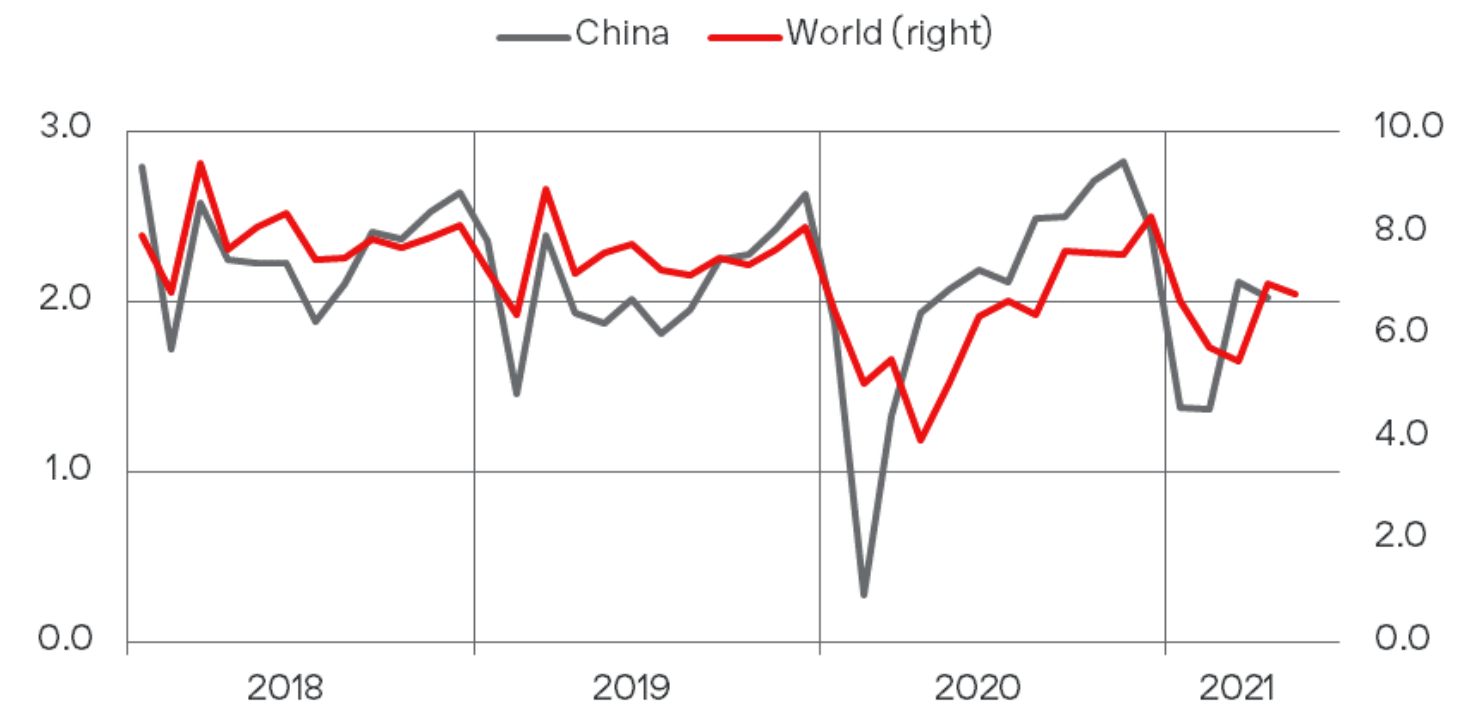


Strong development in key sectors

- All major economies except China contracted in 2020. As the markets emerge from Covid-19 effects economies are recovering
 - EU is expected to grow by around 4% in 2021
 - The US economy is expected to grow around 6% in 2021
 - China has a projected growth of more than 6% in 2021
- The economic recovery is reflected in construction and automotive, which are important sectors to Elkem
- The global auto industry continues its strong recovery. Sales in April and May were approaching the YTD-2019 levels, despite microchip and shipping container shortages
- General upward pressure on commodity and raw material prices



Automotive – units sold (million)



Markets conditions remain attractive

- Global silicones prices have remained at attractive levels in the second quarter
- DMC prices in China increased to above 30,000 RMB per tonne in June, impacted by a fire at a large-scale plant
- Demand is strong and the market balance is currently tight. Most producers in China are operating at full capacity
- Limited new capacity is expected in the second half of 2021, but could still impact market prices
- Elkem is well positioned with strong market positions in Europe, US and China



DMC reference price China (CNY/mt)

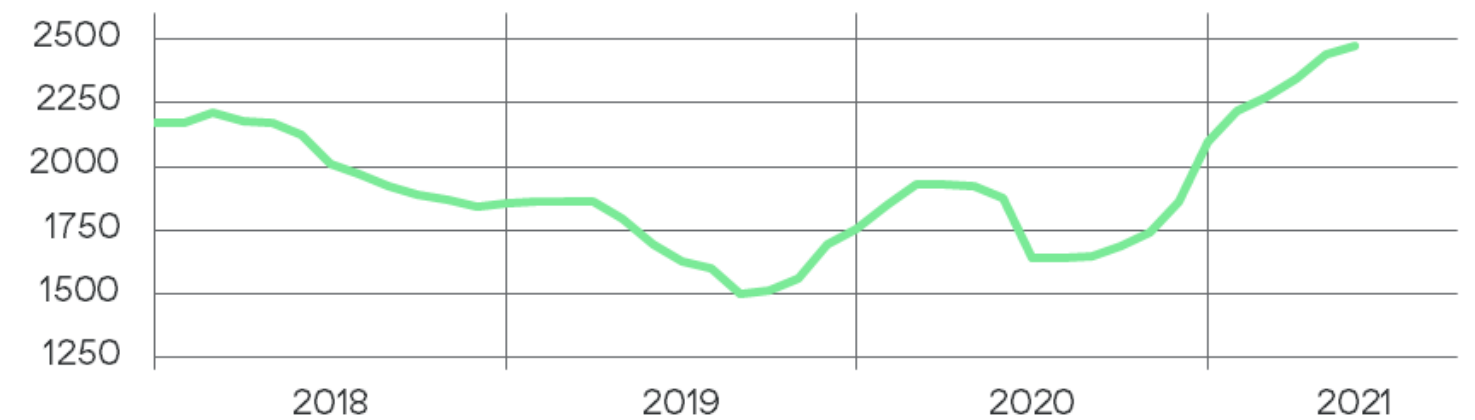


Tight supply resulting in continued price increases

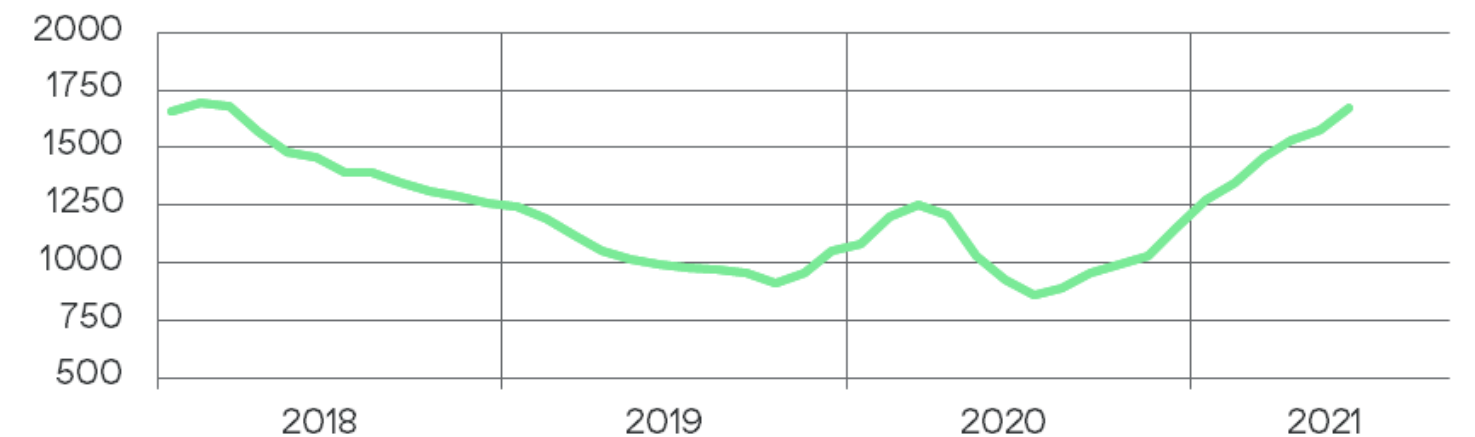
- Market prices for silicon and ferrosilicon have continued to rise during the second quarter
 - EU silicon prices up 9% and ferrosilicon prices up 15% from end of 1Q-21 to end of 2Q-21
 - Low supply resulting in a tight market balance
- Chinese silicon prices impacted by energy curtailments, high energy prices and very strong demand
- China increased the export tax for ferro-alloys by 5% to 25% to discourage exports of energy intensive products
- Market balance expected to remain tight going forward
- The drought in Brazil may hamper the production of silicon metal and ferroalloys in 2H-2021



CRU silicon 99 price EU (EUR/mt)



CRU ferrosilicon 75 price EU (EUR/mt)

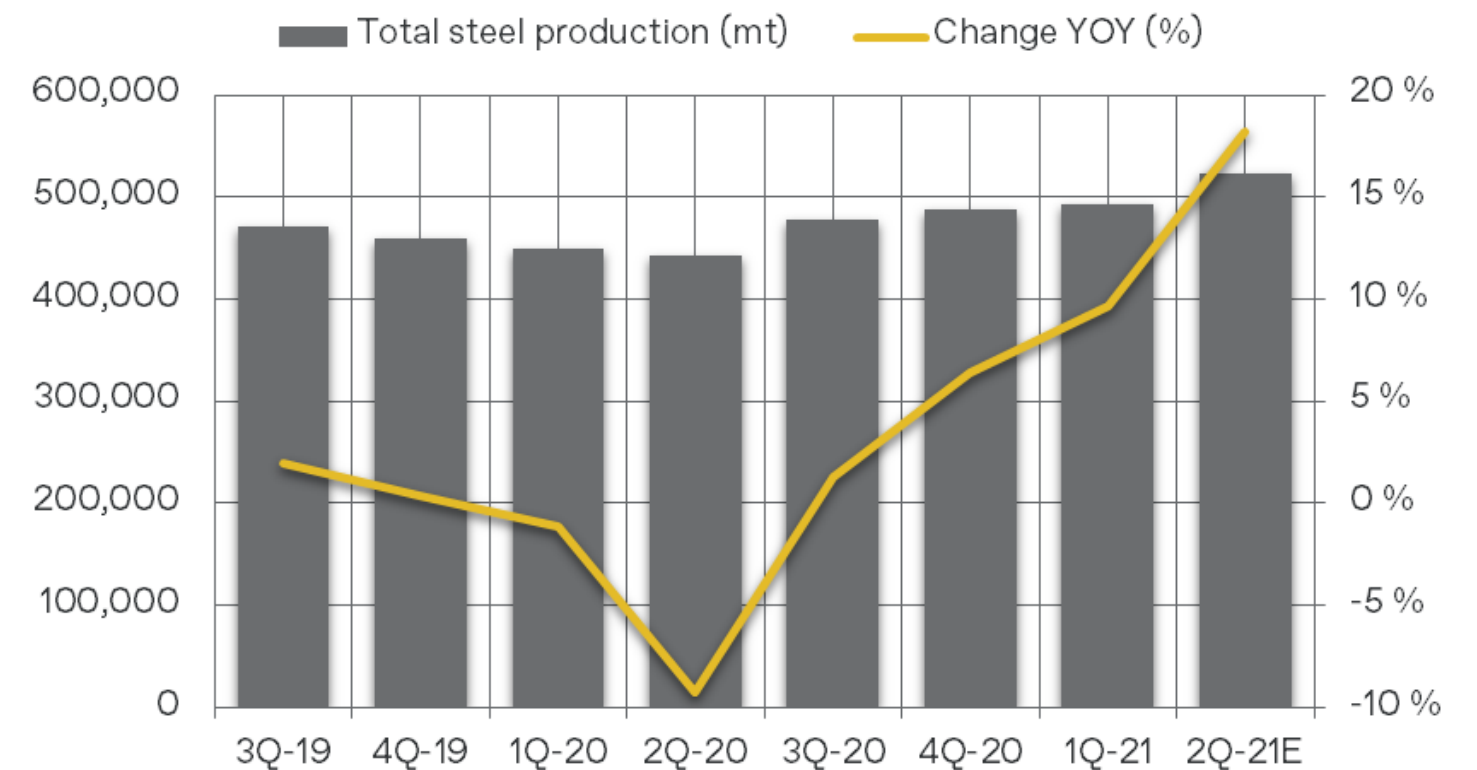


Increasing demand, raw material prices up

- Steel markets and ferroalloys are key demand drivers for carbon products
- Global crude steel production has shown strong recovery since Q2-2020
 - Production estimated to grow by 18% in Q2-2021 vs Q2-2020
 - Low production in most regions in Q2-2020 due to Covid-19
- Estimated growth in Q2-2021 vs Q1-2021 is 6%
 - Growth in all regions except for India
- Increasing raw material prices



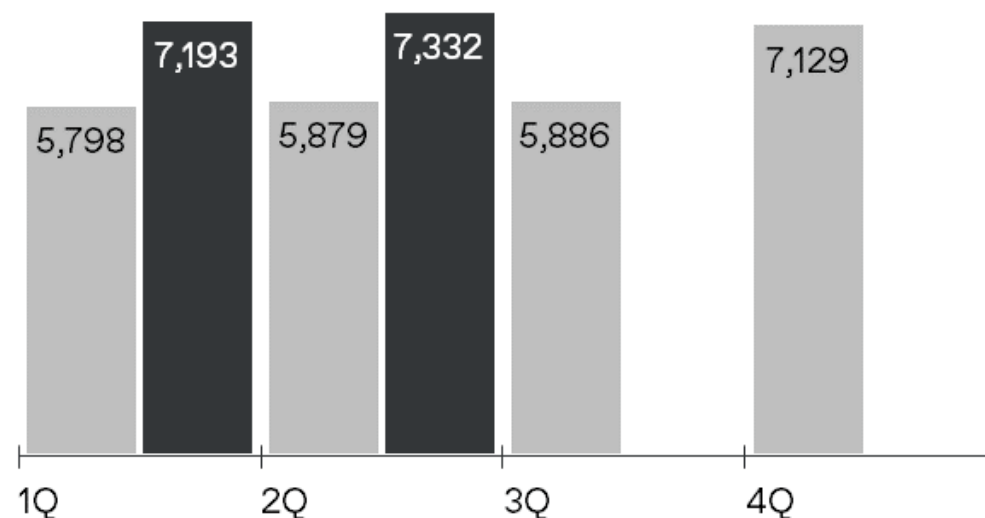
World steel production



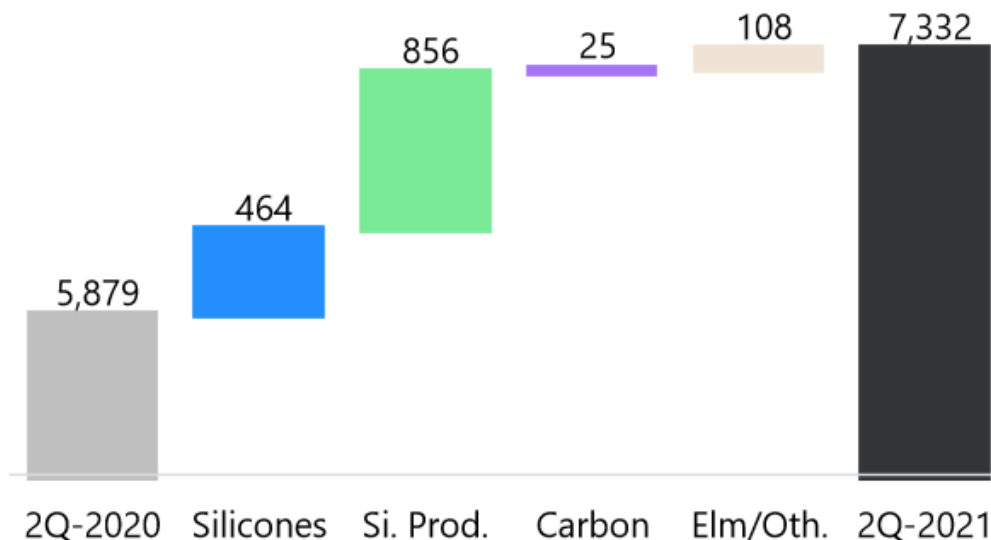
Another strong quarter driven by good markets and attractive market positions

Total operating income

- Reaching all-time high for the third consecutive quarter

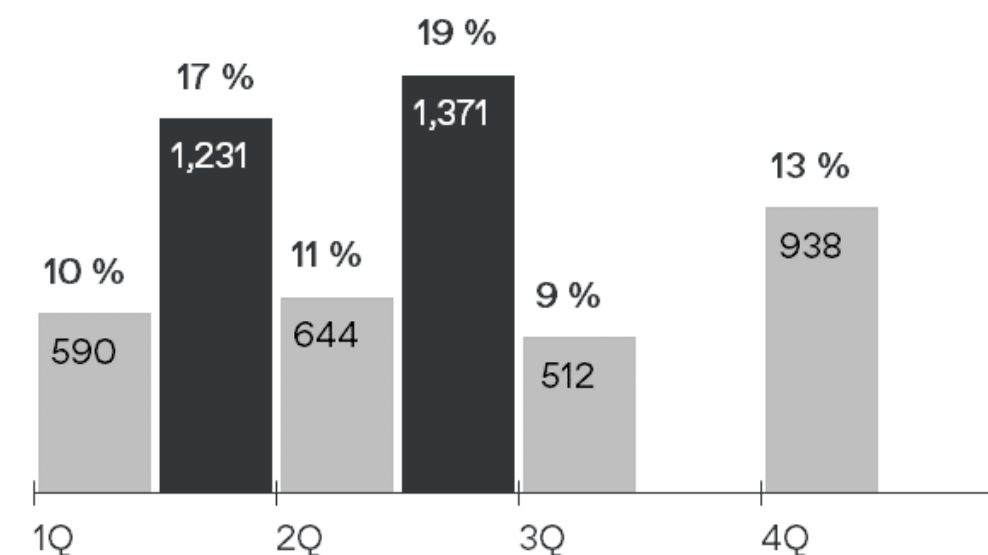


- ... driven by attractive market conditions and higher prices

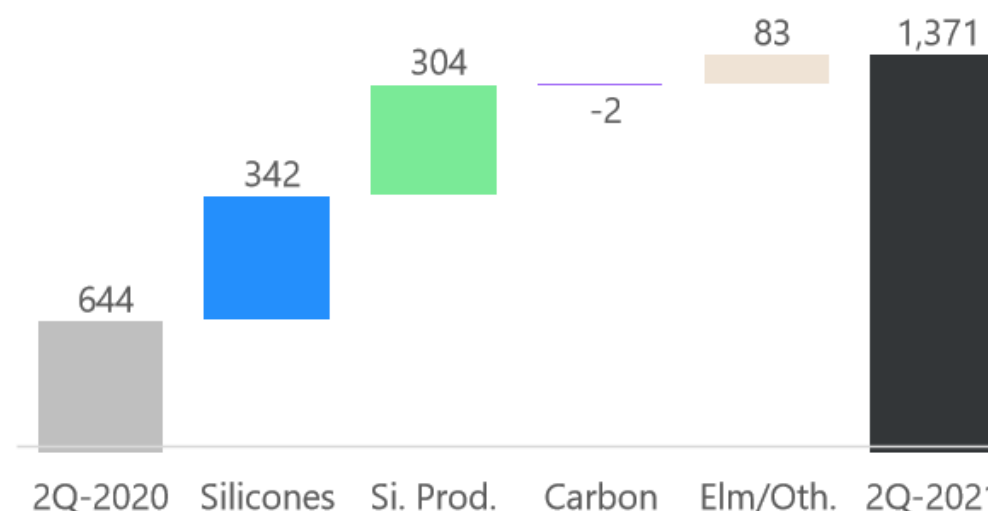


EBITDA

- Improved EBITDA and higher margins



- ... reflecting strong market positions and good operations



Good EBITDA and strong financial ratios

- EBITDA MNOK 1,371
 - Segment Other included realised currency hedging gains of MNOK 48
- The Productivity Improvement Programme continues according to plan
 - By end of 2Q-2021 the annualised run-rate was MNOK 261 versus target of MNOK 350 by end of 2021
- Other items MNOK 18
 - Positive effects on interest element in embedded derivatives in power contracts MNOK 7 and currency gains of MNOK 16 from working capital items, partly offset by change in fair value of commodity contracts MNOK -3 and other net effects of MNOK -3
- Net financial items MNOK -70
 - Mainly explained by net interest expenses MNOK -60 and net currency losses of MNOK -6
- Tax MNOK -171
 - Giving a tax rate of 22% for the second quarter

Consolidated key figures

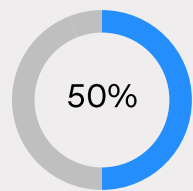
<i>(NOK million, except where specified)</i>	2Q 2021	2Q 2020	YTD 2021	YTD 2020	FY 2020
Total operating income	7,332	5,879	14,525	11,677	24,691
EBITDA	1,371	644	2,602	1,234	2,684
EBIT	841	212	1,646	409	957
Other items	18	-107	-44	22	-130
Net financial items	-70	-93	-13	-26	-229
Profit (loss) before income tax	789	16	1,614	380	584
Tax	-171	-16	-304	-119	-306
Profit (loss) for the period ⁽¹⁾	609	-13	1,293	238	239
Key ratios					
EPS (NOK per share)	0.98	-0.02	2.15	0.41	0.41
Equity ratio (%)	46 %	39 %	46 %	39 %	41 %
Net interest bearing debt (NIBD) ⁽²⁾	5,630	8,122	5,630	8,122	8,058
Leverage ratio	1.4	3.4	1.4	3.4	3.0
Reinvestments % of D&A	73 %	72 %	67 %	68 %	81 %
ROCE (annualised) (%)	18 %	4 %	18 %	4 %	5 %

⁽¹⁾ Owners of the parent's share of profit (loss)

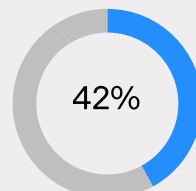
⁽²⁾ Excluding receivables from related parties, loans to external parties, accrued interest income and non-current other restricted deposits

Strong and stable market conditions

- Total operating income of MNOK 3,588 up 15% from second quarter 2020
 - Increased operating income explained by higher sales prices
- EBITDA of MNOK 573, up 148% from second quarter last year
 - Improved EBITDA explained by higher sales prices, but partly offset by higher raw material costs and currency effects
 - EBITDA positively impacted by sales mix effects and other operating expenses
- The result in 2Q-2021 was impacted by the planned maintenance stops in China and France resulting in lower sales volumes



Share of operating income



Share of EBITDA

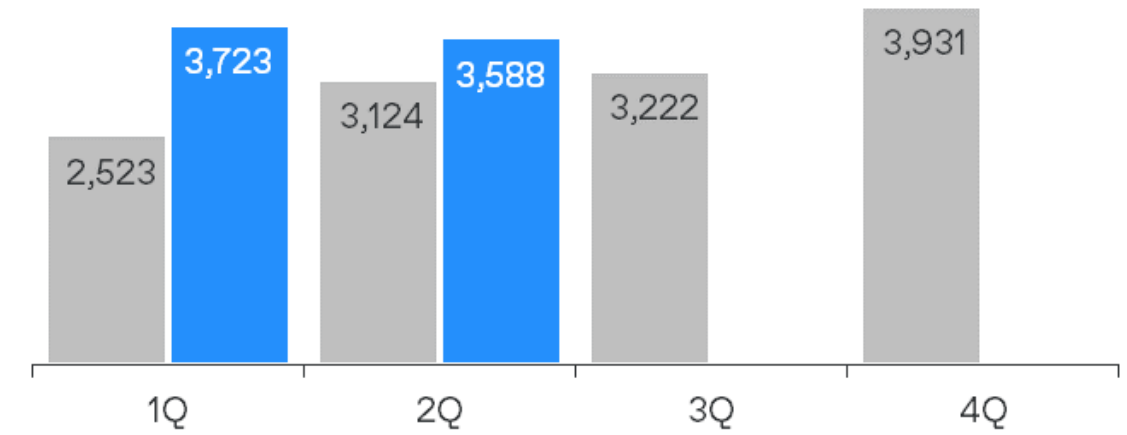
Share of operating income from external customers ex. Other

Share of EBITDA ex. Other and Eliminations



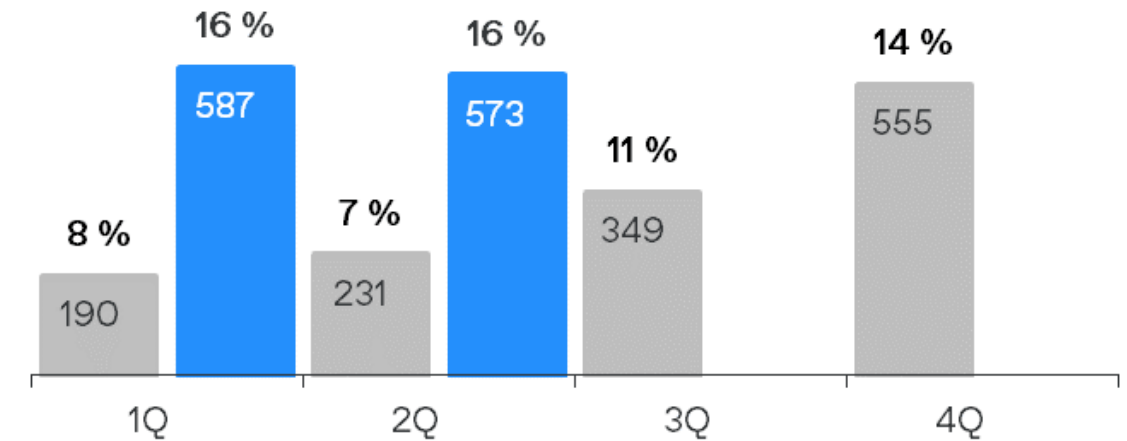
Total operating income

NOK million



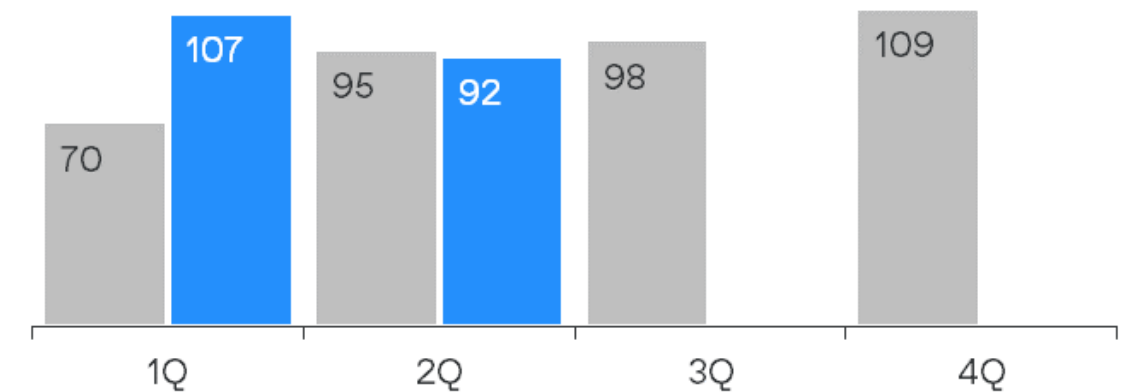
EBITDA and margin

NOK million and %



Sales volume

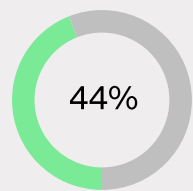
In 1,000 mt



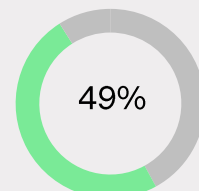
■ 2020
■ 2021

Good results reflecting strong markets

- Total operating income of MNOK 3,355 up 34% from second quarter last year
 - Higher sales prices and higher sales volumes, partly offset by effects of stronger NOK
- EBITDA of MNOK 672, up 83% compared to second quarter last year
 - Mainly explained by higher sales prices and higher sales volumes
 - EBITDA positively impacted by sales mix effects
 - Last year included a one-off gain of MNOK 61 from arbitration
- Stable sales volumes reflecting good operations and strong markets



Share of operating income



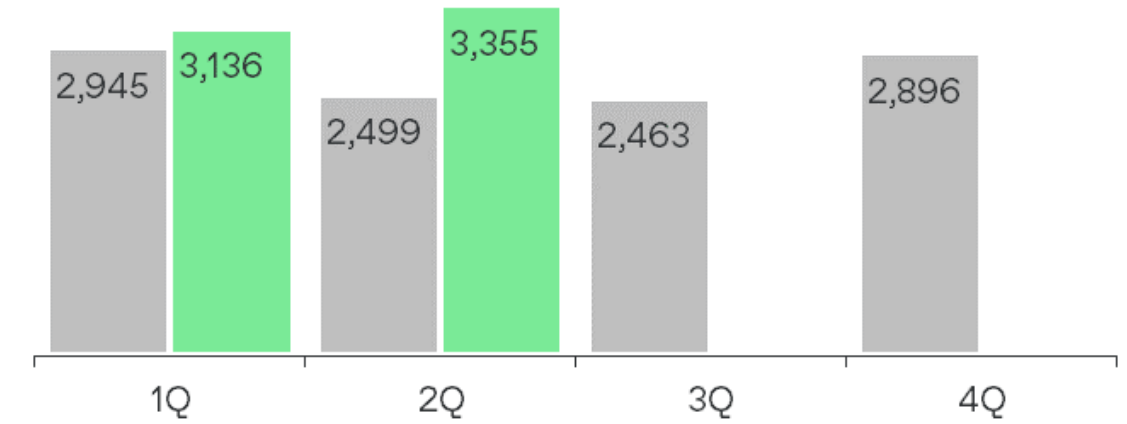
Share of EBITDA

Share of operating income from external customers ex. Other

Share of EBITDA ex. Other and Eliminations

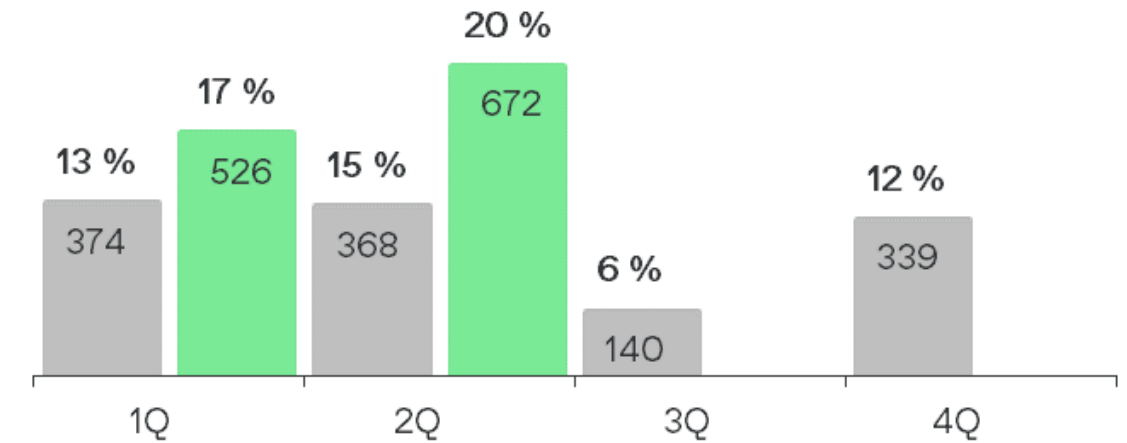
Total operating income

NOK million



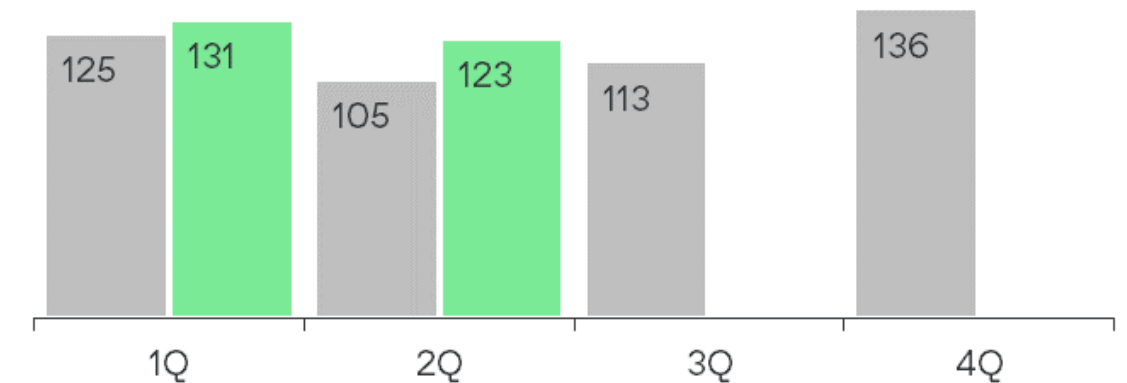
EBITDA and margin

NOK million and %



Sales volume

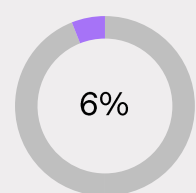
In 1,000 mt



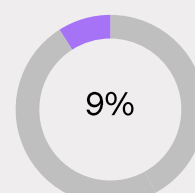
■ 2020
■ 2021

Stable results, but raw material costs increasing

- Total operating income MNOK 506, up 5% from second quarter last year
 - Higher sales volumes partly offset by currency impact
- EBITDA of MNOK 118, down 2% from second quarter last year
 - Lower EBITDA and reduced margin mainly explained by currency
 - Raw material costs are rising
- Higher sales volumes reflecting strong market recovery



Share of operating income



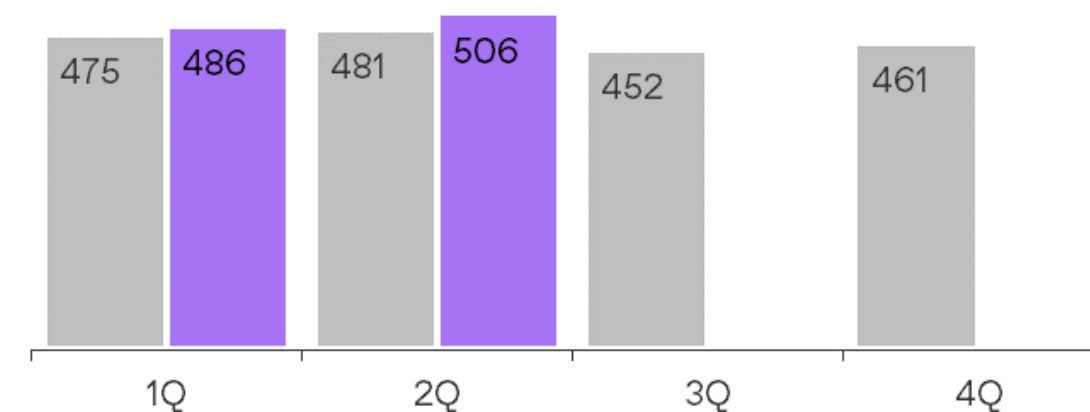
Share of EBITDA

Share of operating income from external customers ex. Other

Share of EBITDA ex. Other and Eliminations

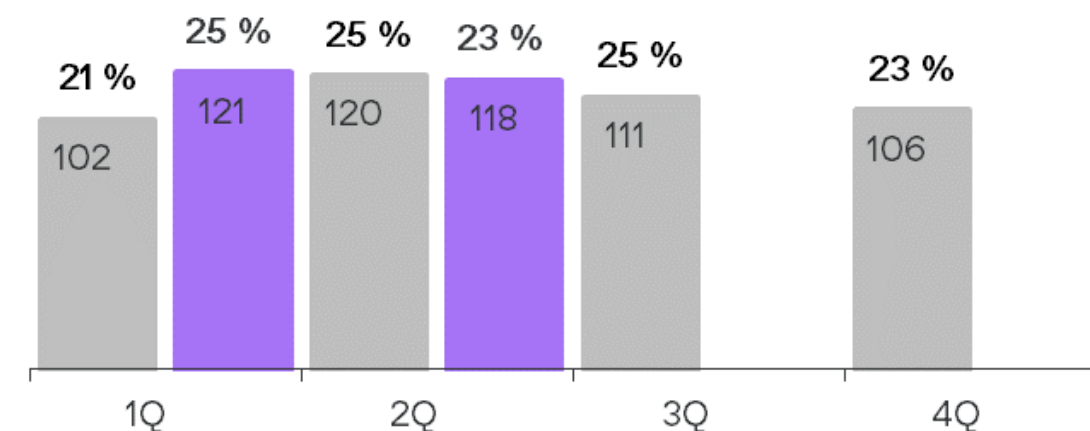
Total operating income

NOK million



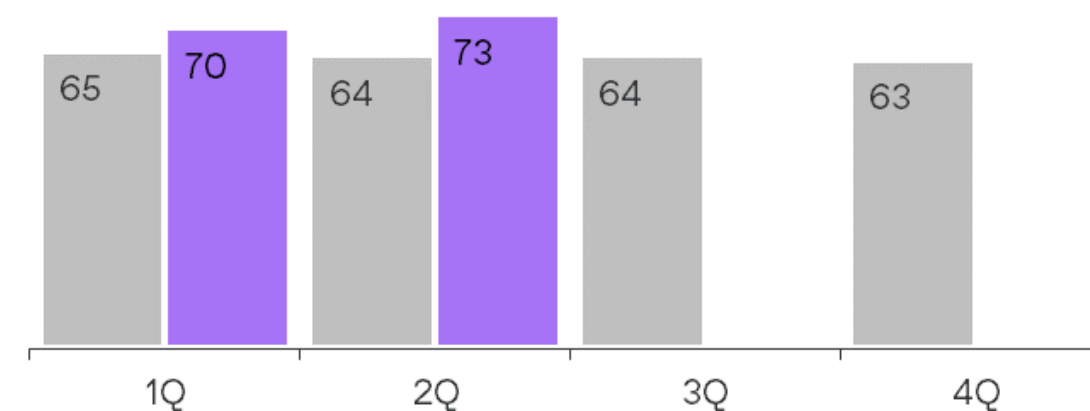
EBITDA and margin

NOK million and %



Sales volume

In 1,000 mt



■ 2020
■ 2021

Robust financial position, strengthened by capital increase

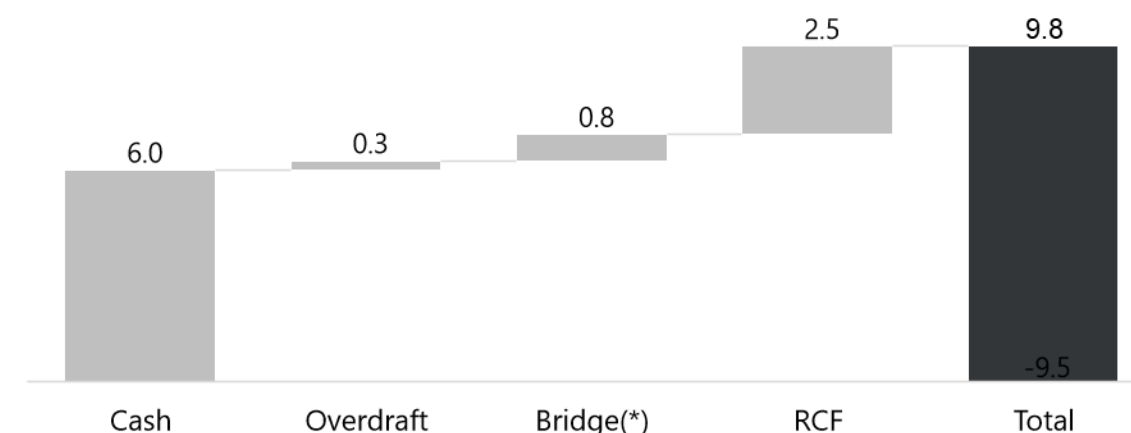
- Strong liquidity buffer of BNOK 9.8
 - Significant cash component of BNOK 6.0
 - Undrawn RCF of MEUR 250 maturing in 2023
 - Undrawn Bridge-to-bond BNOK 0.8 to cover 2021 maturities, due in 2023

- Total equity amounted to BNOK 16.0 as at 30 June 2021, up by BNOK 3.4 from year-end 2020
 - Increase in equity explained by capital increase of BNOK 1.9 in April 2021 and profit YTD of BNOK 1.3
 - Equity ratio at 46%

- Good headroom to covenants
 - Equity ratio of 46% (must be above 30%)
 - Interest Cover ratio at 17.5x (must be above 4x)

Available cash and undrawn facilities

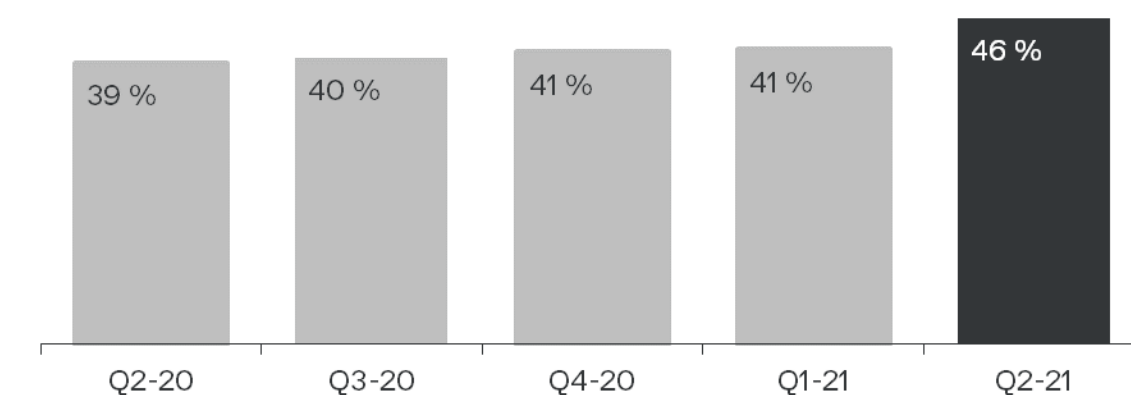
NOK billion



(*) Bridge loan facility to be cancelled following successful bond refinancing

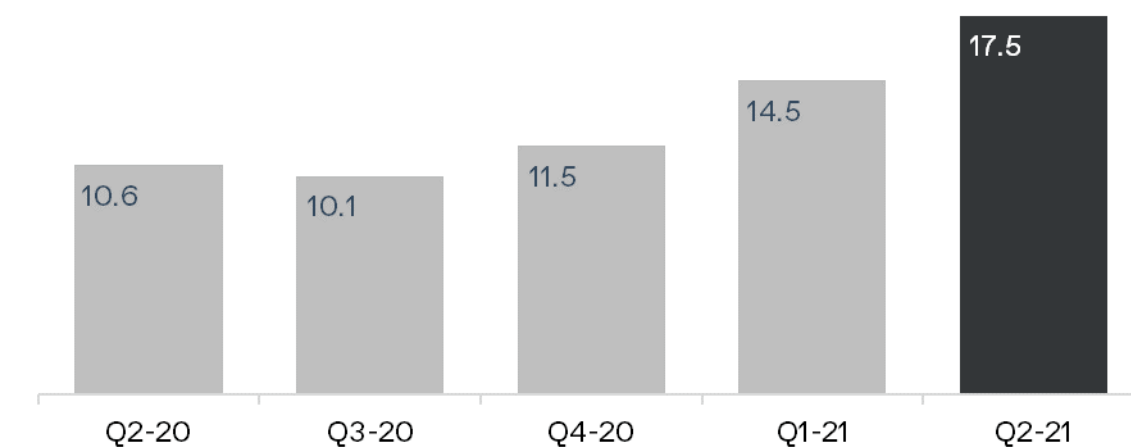
Equity ratio

In %



Interest cover ratio

EBITDA / Net interest expenses



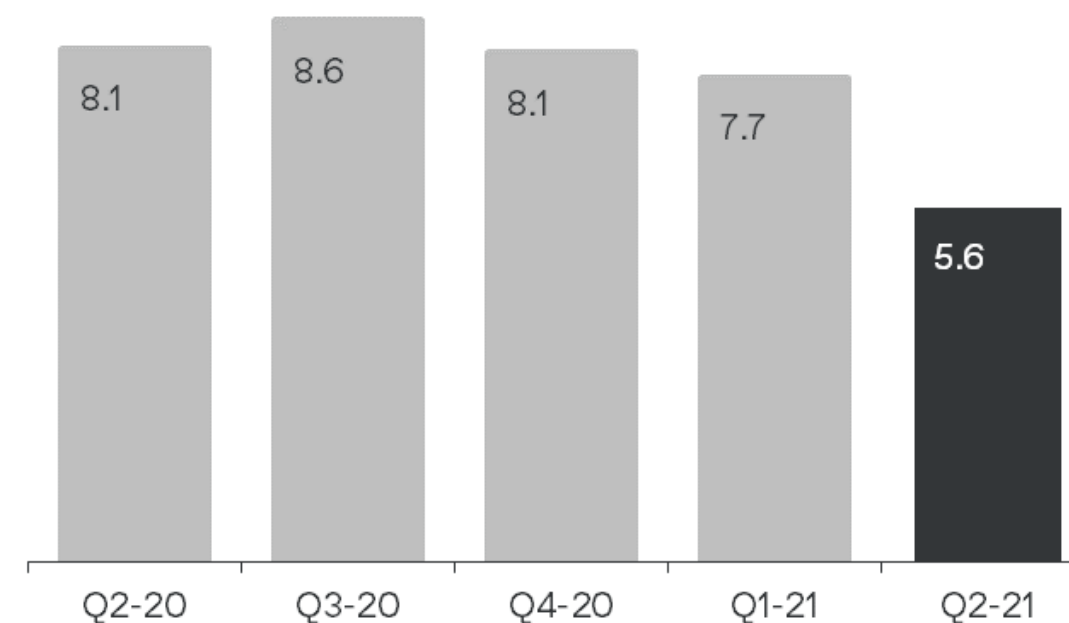
Significant reduction in debt and leverage

- Net interest-bearing debt (NIBD) was BNOK 5.6 as at 30 June 2021
 - Leverage ratio was 1.4x based on LTM EBITDA of BNOK 4.1
 - The leverage ratio down significantly due to capital increase and improved LTM EBITDA

- Debt maturities in 2021 well managed
 - Elkem successfully raised new bond loans in February 2021 of MNOK 1,250 for partly refinancing of maturities in 2021
 - In addition, a bank facility of MNOK 750 is available for repayment of 2021 maturities
 - The debt maturities in China mainly consist of local working capital financing, which are regularly rolled over

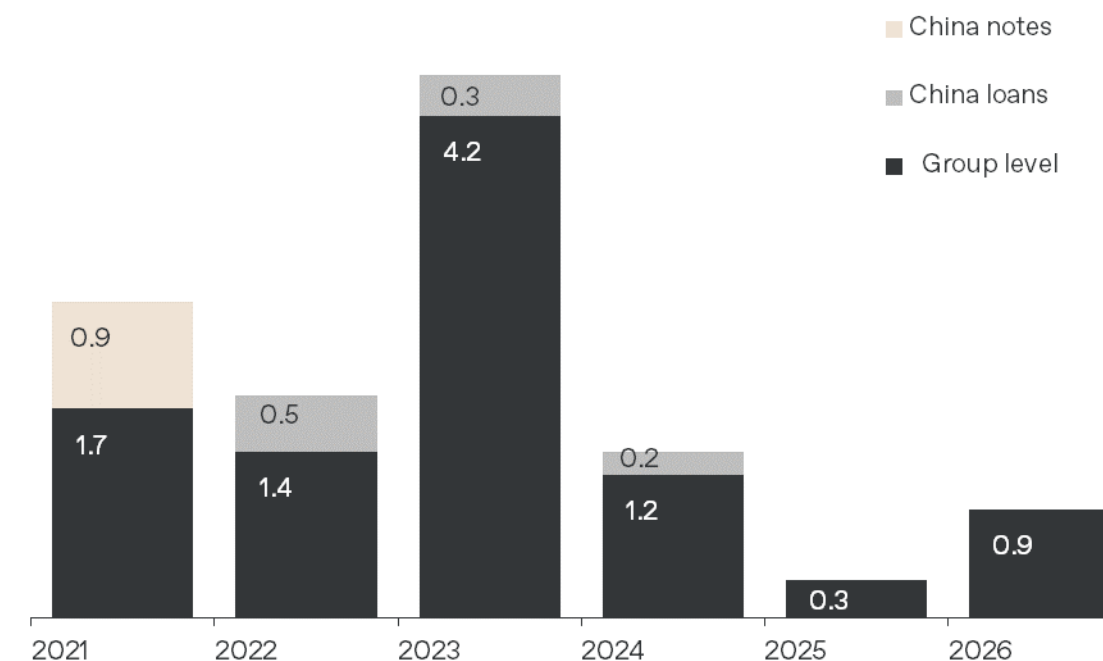
Net interest-bearing debt (NIBD)

NOK billion

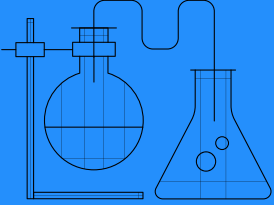
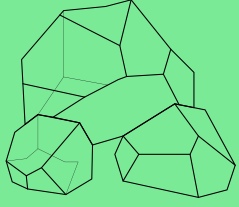
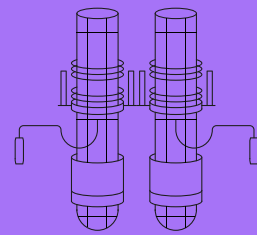





Maturity profile

NOK billion



A strategy for specialisation and growth

Silicones 	Silicon Products 	Carbon Solutions 	New areas	
<ul style="list-style-type: none"> • Improve and stabilise profitability through operational excellence and specialisation strategy • Strong focus on growth, particularly in Asia 	<ul style="list-style-type: none"> • Improve profitability through operational excellence and well managed portfolio of specialties • Selectively pursue growth initiatives 	<ul style="list-style-type: none"> • Maintain good profitability through operational excellence and strong market positions • Selectively pursue growth initiatives 		Battery materials Unique growth opportunity based on graphite and silicon
				Biocarbon Potential breakthrough technology for carbon neutral metals
				Energy recovery Circular solutions for lower emissions and higher efficiency

	Digitalisation Becoming a data driven company		Environment, Social & Governance (ESG) Delivering a step change		Empowered people Enabling our people to perform at their best
---	---	---	---	---	---

Agenda

Brief introduction to Elkem

Business and financial update

Outlook

Q&A



Outlook for the third quarter 2021

- Strong market sentiment across all divisions
- The market momentum for silicones is strong. Prices are at high levels in China and expected to increase in Europe and the US. The high price level in China not seen as sustainable
- Market prices for silicon- and ferrosilicon-based products stable at a high level due to tight market conditions. However, slower demand expected in the third quarter due to holiday effects
- Carbon products continue to benefit from strong steel and ferroalloys markets. Raw material costs increasing
- General cost increases and constraints in global logistics and raw material supply are a concern




Key Elkem highlights

- Elkem has more than 110 years of history and is a truly global company with strong market positions
 - Well diversified business profile across silicones, silicon products and carbon solutions
 - Leading market positions in each of the segments in which it operates
- Strong focus on ESG
 - Top ratings from CDP and EcoVadis
 - Long term biocarbon strategy to reduce fossil CO2 emissions
 - Green value creation opportunity in Battery Materials
- Good financial position with solid equity ratio, improved leverage and a strong liquidity and cash generation
- Well placed to benefit from current strong market conditions



Q&A





Delivering your potential